

13 سله



R i v e s t i m e n t i i n A l l u m i n i o



R i v e s t i m e n t i i n P V C

A l u m i n i u m a n d P V C p a n e l l i n g

guida infissi.com

Pasquale De Vita

3356300374 guidainfissi@gmail.com

13 سله



il limite è la tua
immaginazione

the only limitation
is your imagination

VANTAGGI

- + praticità: facile manutenzione, leggerezza
- + sicurezza: robustezza e resistenza

RISPARMIO ENERGETICO

- + isolamento termico
- + isolamento acustico
- + idrorepellenza
- + ottima tenuta all'aria e al vento

ECO COMPATIBILITA'

- + metallo naturale
- + riciclabile al 100%

ADVANTAGES

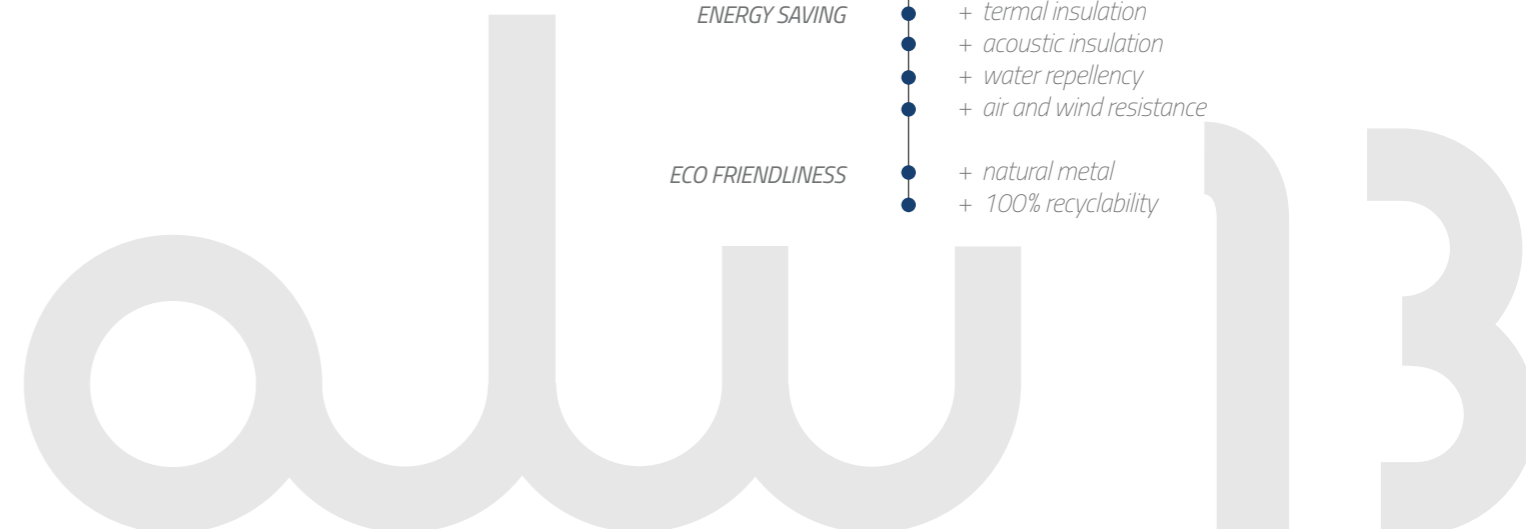
- + ease: simple maintenance, lightness
- + security: solidity and resistance

ENERGY SAVING

- + thermal insulation
- + acoustic insulation
- + water repellency
- + air and wind resistance

ECO FRIENDLINESS

- + natural metal
- + 100% recyclability



Linea RILIEVO

اساس 13



● Linea RILIEVO




● TANGSAL
bicolore ral 7043 con fasce centrali ral 7046 e 2 inserti inox
*two-tone ral 7043 with central strips ral 7046
and 2 stainless steel inserts*



● BEJNGAL
bicolore ral 3005 con fascia centrale ral 7046 e 4 inserti inox
*two-tone ral 3005 with central strips ral 7046
and 4 stainless steel inserts*



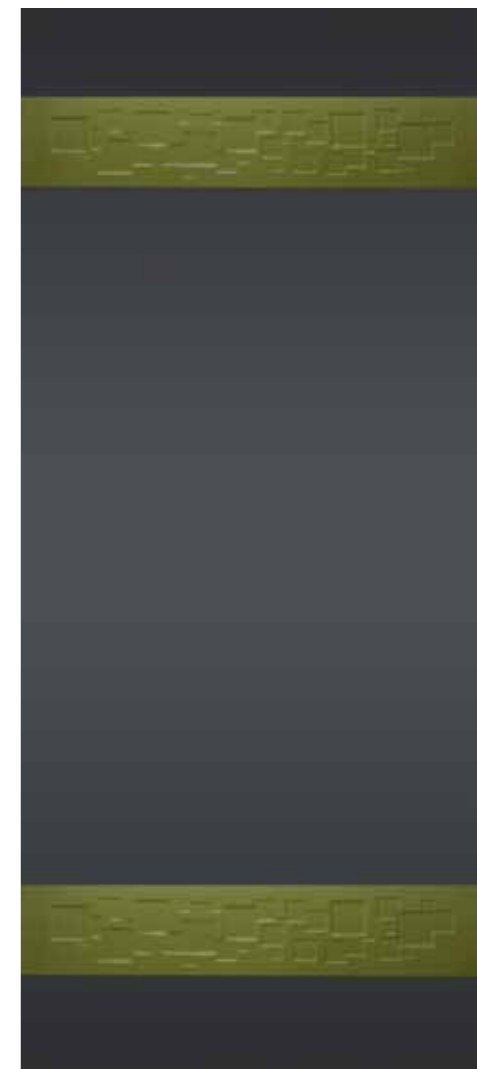
● Linea RILIEVO



● BODINGAL
bicolore ral 6011 con fasce ral 7046 e 2 inserti inox
two-tone ral 6011 with strips ral 7046 e 2 stainless steel inserts



● BEJNGAL
bicolore ral 5002 con fascia centrale ral 7046 e 4 inserti inox
two-tone ral 5002 with central strips ral 7046 and 4 stainless steel inserts



● TIANJAL
bicolore ral 6009 con fasce ral 6011
two-tone ral 6009 with strips ral 6011

Linea RILIEVO

off
13



● Linea RILIEVO



● SHANGAL

PKMT1 Hold Corten



● SHANGAL

PKMT9 Corten





● Linea RILIEVO



● SHANGAL

bicolore ral 9005 con fascia ral 7001
two-tone ral 9005 with strips ral 7001



● PECHINAL ral 6011

● Linea RILIEVO

alw 13





● Linea RILIEVO



● ZURIGAL-R

sublimato legno ciliegio fiamma scura
wood finish effect, cherry dark flame



● PAVIAL-R ral 8016

13

Linea ACCORDI

اساس



● Linea ACCORDI



● MILAN

bicolore PKMT10 ghisa con fascia
SK09SD dark brill e 2 inseri inox
two-tone PKMT10 cast iron with strips in SK09SD

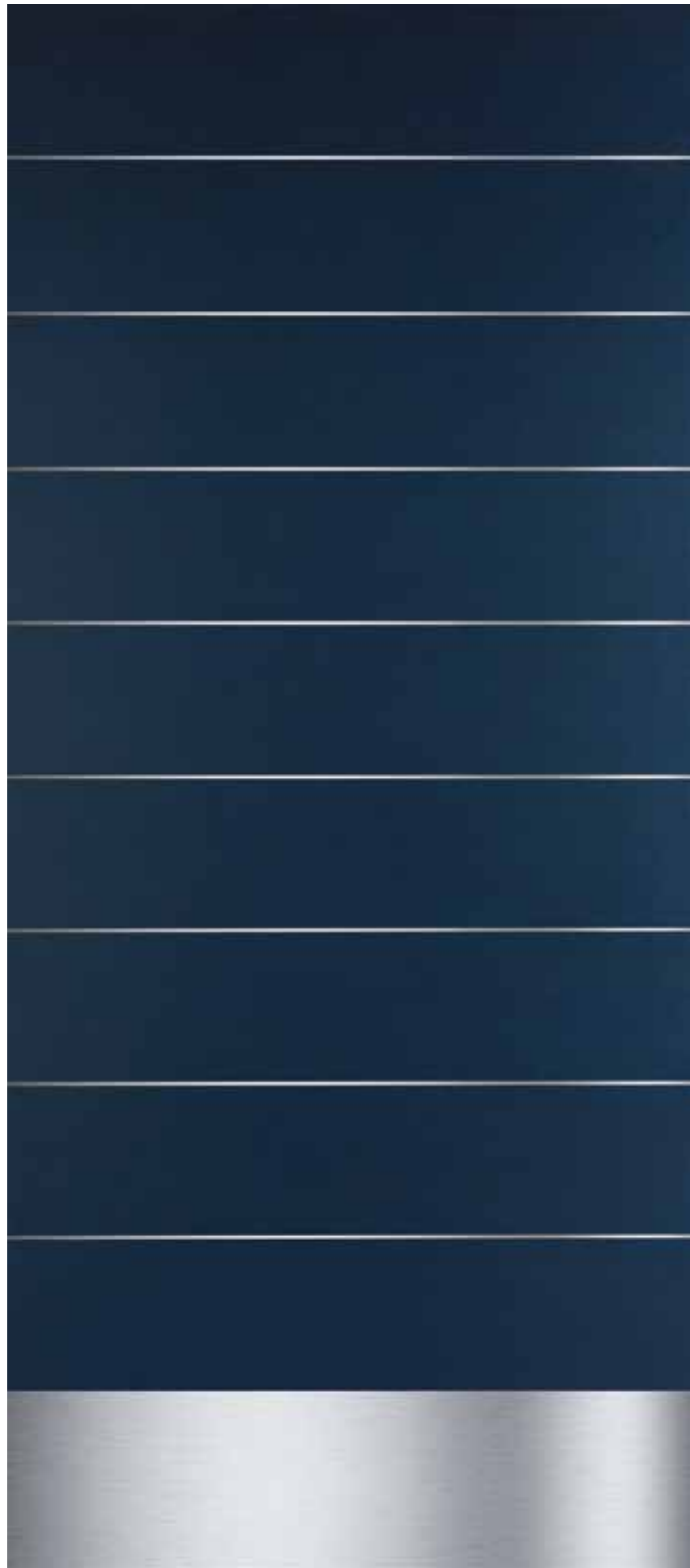


● TORAL

PKR18 laccato bianco Fiamma e Nodi e fascia inox
*PKR18 Flame and Knots white lacquer
and stainless steel strip*



● Linea ACCORDI



● PESCAL

SK09SD dark brill e inserti inox
SK09SD dark brill and stainless steel inserts




● PARAL ral 5005

inserti inox
stainless steel inserts

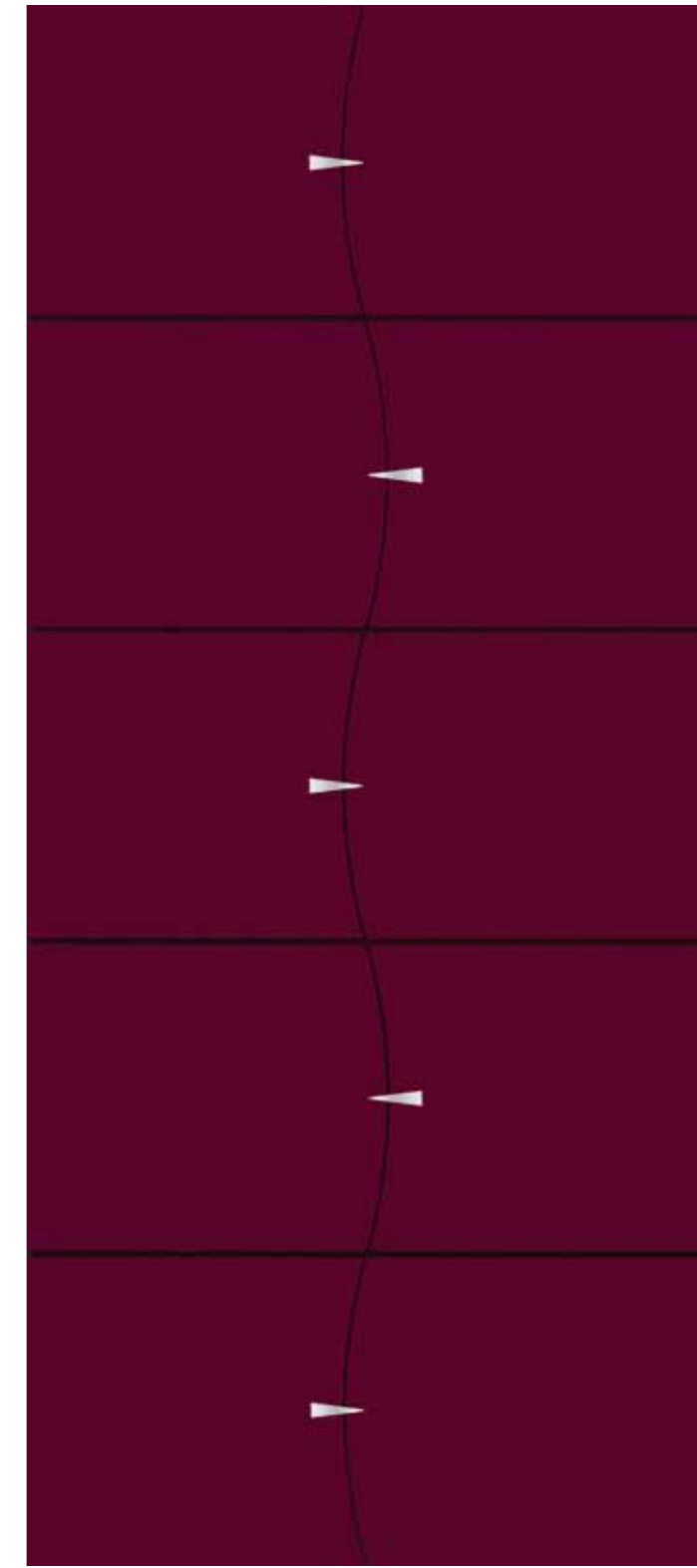


● Linea ACCORDI



● ZENAL ral 5000

inerti inox
stainless steel inserts




● VECTORAL ral 4004

inerti inox
stainless steel inserts




● Linea ACCORDI



● RIGAL ral 5002

inerti inox
stainless steel inserts



● LONGAL ral 3004

inerti inox
stainless steel inserts

● Linea ACCORDI

al
m
a






● Linea ACCORDI



● PUNTAL ral 1018

inerti inox
stainless steel inserts



● SOCRAL ral 9010

inerti alluminio elettrocolore verde
green anodised aluminium inserts



● Linea ACCORDI



● ICARAL ral 4007

inerti inox
stainless steel inserts




● INCANTAL ral 3020

inerti alluminio
aluminium inserts




● Linea ACCORDI



● VERTICAL ral 9010

inserti alluminio elettrocolore rosso
red anodised aluminium inserts



● SQUERAL ral 1032

inserti inox
stainless steel inserts



● Linea ACCORDI



● SAFFAL ral 5002

inerti inox
stainless steel inserts



● REGOLAL ral 7005

inerti inox
stainless steel inserts



● Linea ACCORDI



● DUAL ral 9010

inerti inox
stainless steel inserts



● DIAPASAL ral 3002

inerti inox
stainless steel inserts




● Linea ACCORDI



● UNOAL ral 7040

inserto inox
stainless steel inserts



● ARCANAL ral 4001

inserti inox
stainless steel inserts



NB: quasi tutti i pannelli della linea Standard possono essere realizzati anche nella versione Max.

NB: all of the Standard line panels can also be made in the Max version.

Linea MAX

es 13



● Linea MAX



● TAORMAL - MAX

PVC golden oak



● TRAFALGAR - MAX

ral 7042



● Linea MAX



● AREZZAL - MAX

PKR12 noce scuro Relif
PKR12 dark walnut Relif



● STRESAL - MAX
ral 6005



● PARMAL - MAX
ral 3002



● SIENAL - MAX
PKA21 noce fulvo
PKA21 fawn walnut



● CARNAL - MAX
PKA11 rovere ruvido
PKA11 rough oak



Linea STANDARD

السلامة



● Linea STANDARD



● PAVIAL ral 1015



● BRISTAL ral 6005

Linea STANDARD





● Linea STANDARD



● OPERAL ral 6028



● PITAL ral 8014



● CARNAL ral 3000



● PALLADAL ral 7039



● RAMBLAL ral 5024



● MONTPARNAL ral 5002



● CARNABYAL ral 1014



● AREZZAL ral 7012



● TRAFALGAR ral 4007



● PARIAL ral 6028



● TROCAL ral 6011



● TAMAL ral 6016



● BRERAL ral 1011




● FASCIAL PKA21 noce fulvo
sublimato legno noce
wood finish effect, walnut



● PIGAL ral 5024
versione doppia anta simmetrica
double leaf version



● PICADAL ral 8004
versione doppia anta asimmetrica
mini-double leaf version



● RIAL ral 1019
versione doppia anta asimmetrica
mini-double leaf version

NB: tutti i modelli, tranne alcune eccezioni,
possono essere realizzati in versione vetrata.

*NB: all models, with some exceptions, can be
made in glazed versions.*

Linea VETRATI

os 13



● Linea VETRATI



● MOSCAL ral 3005

con vetro acidato sfumato black
with black shaded frosted glass



● MOSCAL ral 6005

con vetro acidato e grata Loto1 ral 9004
with frosted glass and Loto1 grille ral 9004



● Linea VETRATI



● SONDRAL ral 7040

con cornici e vetro Africa
with frames and Africa glass



● TERMAL ral 9010

con vetro acidato e grata Trabucco ral 9004
with frosted glass and Trabucco grille ral 9004



● Linea VETRATI



● AREZZAL sfinestrato

PKA25 castagno Relif con vetro acidato,
grata Linfa in Corten e cornice riportata
*PKA25 chestnut Relief with frosted glass,
Linfa grille in Corten and frame as shown*



● DUAL sfinestrato ral 9010

con vetro acidato e grata Trabucco
acciaio inox e inserti inox
*with frosted glass and Trabucco grille
and inserts in stainless steel*




● Linea VETRATI



● **TERMAL ral 5013**
con vetro acidato e grata Etere 1 acciaio inox
with frosted glass and Etere 1 grille in stainless steel



● **AQUAL ral 3000**
vetro acidato e grata Impeto acciaio ral 8019
with frosted glass and Impeto grille in steel ral 8019



● **TERMAL ral 1027**
vetro acidato e grata Quadrilobo 2 in Corten
with frosted glass and Quadrilobo 2 grille in Corten



● **AQUAL ral 4008**
vetro acidato e grata Linfa 5 acciaio ral 4008
with frosted glass and Linfa 5 grille in steel ral 4008



● **CARNAL ral 5010**
vetro acidato e grata Etere 3 acciaio ral 8019
with frosted glass and Etere 3 grille in steel ral 8019




● **CARNAL ral 3002**
vetro acidato e grata Diamante 2 acciaio ral 3003
with frosted glass and Diamante grille in steel ral 3003



● **CARNAL ral 8007**
vetro acidato e grata Astro acciaio ral 8007
with frosted glass and Astro grille in steel ral 8007

13



BIFACCIALI PER PORTONCINI

DOUBLE-SIDED FOR FRONT DOORS

Tutti i pannelli delle linee Standard, Max, Accordi e Vetрати possono essere realizzati anche nella versione Bifacciale, in modo da essere utilizzati come portoncini da ingresso.

All of Standard, Max, Accordi and Glass line panels can also be made in DOUBLE-SIDED versions, to be used as front doors.



MDF idrorepellente
water repellent MDF

con disegno **su 2 lati**

With design on two sides

con disegno **su 1 lato**

With a design on one side



POLI Mas
POLI Mas

con disegno **su 2 lati**

With design on two sides

con disegno **su 1 lato**

With a design on one side



● Linea BIFACCIALE



● PAVIAL bifacciale ral 1015



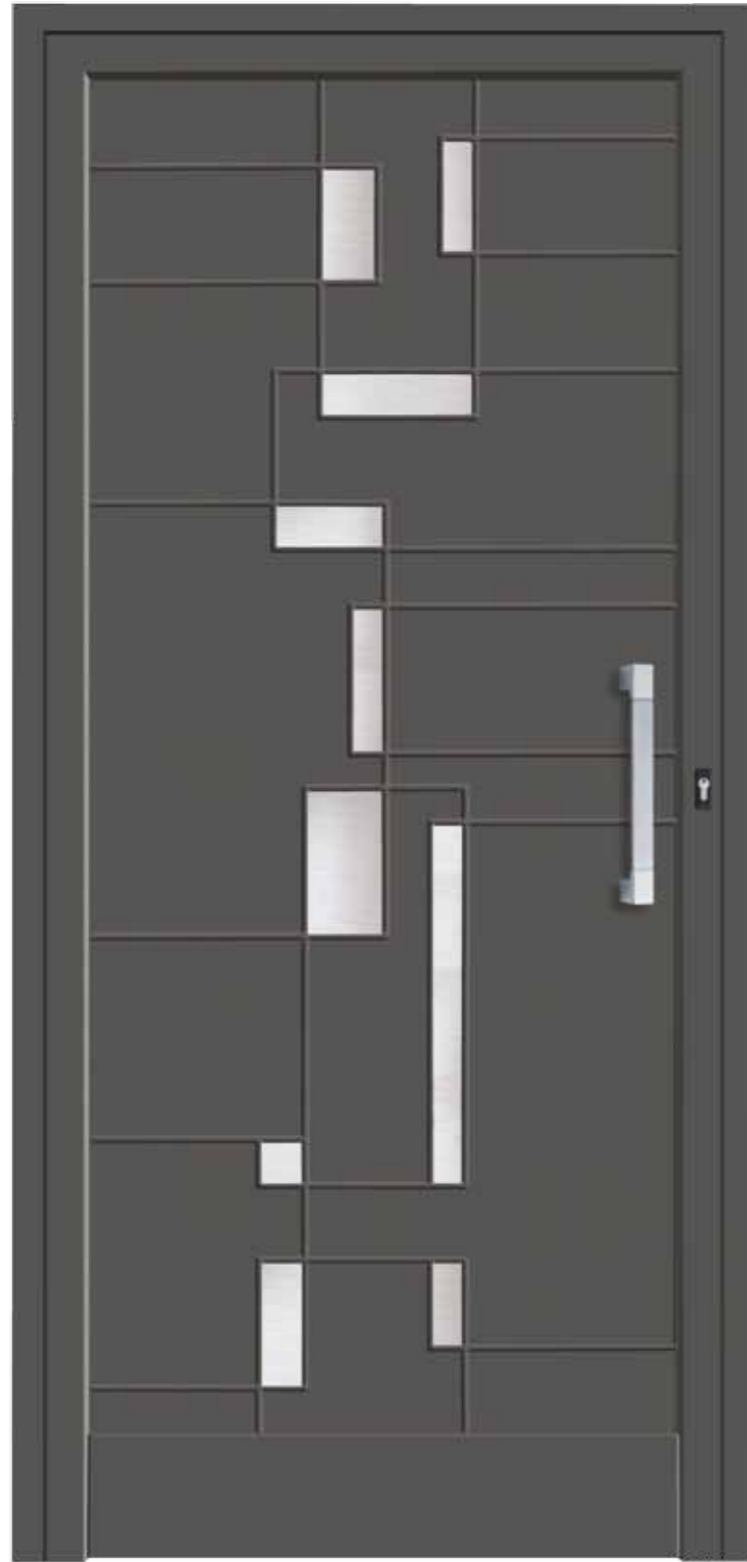
● SIENAL bifacciale ral 6026

Linea BIFACCIALE





● Linea BIFACCIALE



● ARCANAL bifacciale ral 7012

inserti inox
stainless steel inserts



● DUAL bifacciale ral 9010

inserti inox
stainless steel inserts



● Linea BIFACCIALE



● PARAL bifacciale ral 5005






maniglione Ethno 1 acciaio inox, inserti inox
Ethno 1 stainless steel handle, stainless steel inserts

● AREZZAL sfinestrato MAX

PKR12 noce scuro Relif,
vetro acidato e grata Astro
*PKR12 dark walnut Relief,
frosted glass and grille Astro*




FINITURE e ACCESSORI




● COLORI / Colours


Sublimati legno - Wood finish effect



castagno
chestnut




castagno chiaro
light chestnut




rovere
oak



pino
pine



douglas
douglas-fir




noce scuro
dark walnut



noce medio
medium walnut




noce fulvio
tawny walnut



ciliegio fiamma scura
cherry dark flame



rovere sbiancato
bleached oak




wengè




zebrano chiaro
light zingana


Laccati testurizzati Texture lacquers




PG



PV




PM




PR

Pellicolato PVC / PVC filming




noce chiaro
light walnut



noce scuro
dark walnut



verde
green



bianco
white

gamma RAL
tutti i colori disponibili
RAL palette
all colours available



● ACCESSORI / Accessories

Maniglioni / Grab bars



Stile - interasse / spacing mm. 230
Ottone / Cromo satinato / Bronzo
Brass / Satin Chrome / Bronze



Giove - interasse / spacing mm. 215
Ottone / Cromo satinato / Bronzo
Brass / Satin Chrome / Bronze




Quadra - interasse / spacing mm. 210
Cromo satinato / Satin Chrome




Q-Cinque
Cromo satinato / Satin Chrome

- interasse / spacing mm. 192
- interasse / spacing mm. 300
- interasse / spacing mm. 450


Maniglioni MAS MAS Grab bars



acciaio inox
stainless steel



Corten



Ral



Penrose
mm 650x270



Pacman
mm 710x330



Ethno 1
mm 460x130



Ethno 2
mm 270x810



Duna
mm 140x1050



Bowie
mm 300x930

Battenti / Leaves



Anello - Ø. mm 110
Ottone / Cromo satinato / Bronzo
Brass / Satin Chrome / Bronze



Esagono - mm 120x100
Ottone / Cromo satinato / Bronzo
Brass / Satin Chrome / Bronze



Barocco - mm 120x100
Ottone / Cromo satinato / Bronzo
Brass / Satin Chrome / Bronze

Pomoli / Knobs



Svezia - Ø. mm 65
Ottone / Cromo satinato / Bronzo
Brass / Satin Chrome / Bronze



Quadro - mm 55x55
Cromo satinato / Satin Chrome

Maniglie / Handles



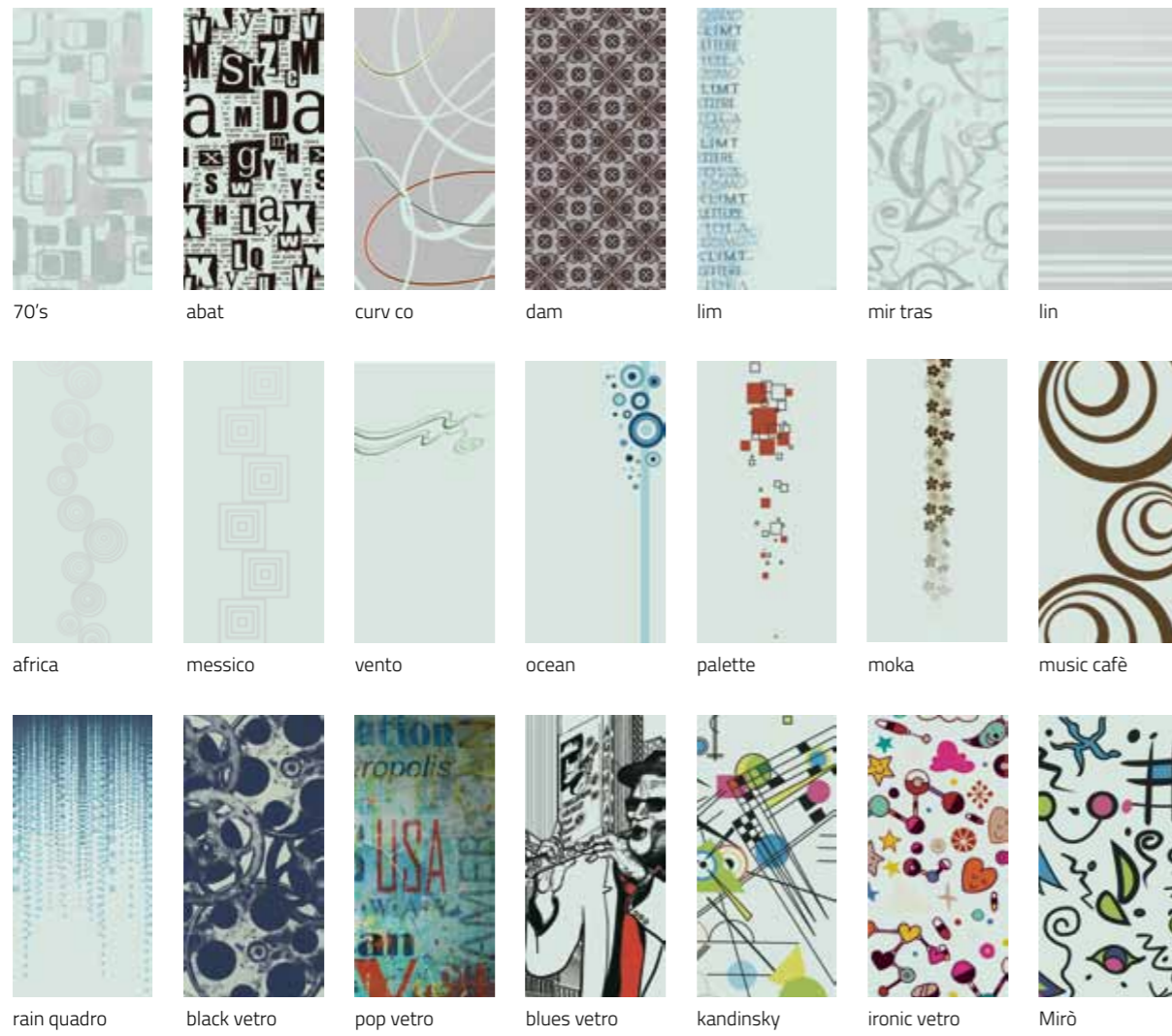
Dolly
Ottone / Cromo satinato / Bronzo
Brass / Satin Chrome / Bronze




Quadro
Cromo satinato / Satin Chrome

● VETRI / Glasses


personalizzati



sfumati / shades




acidati / etched



trasparenti / transparent

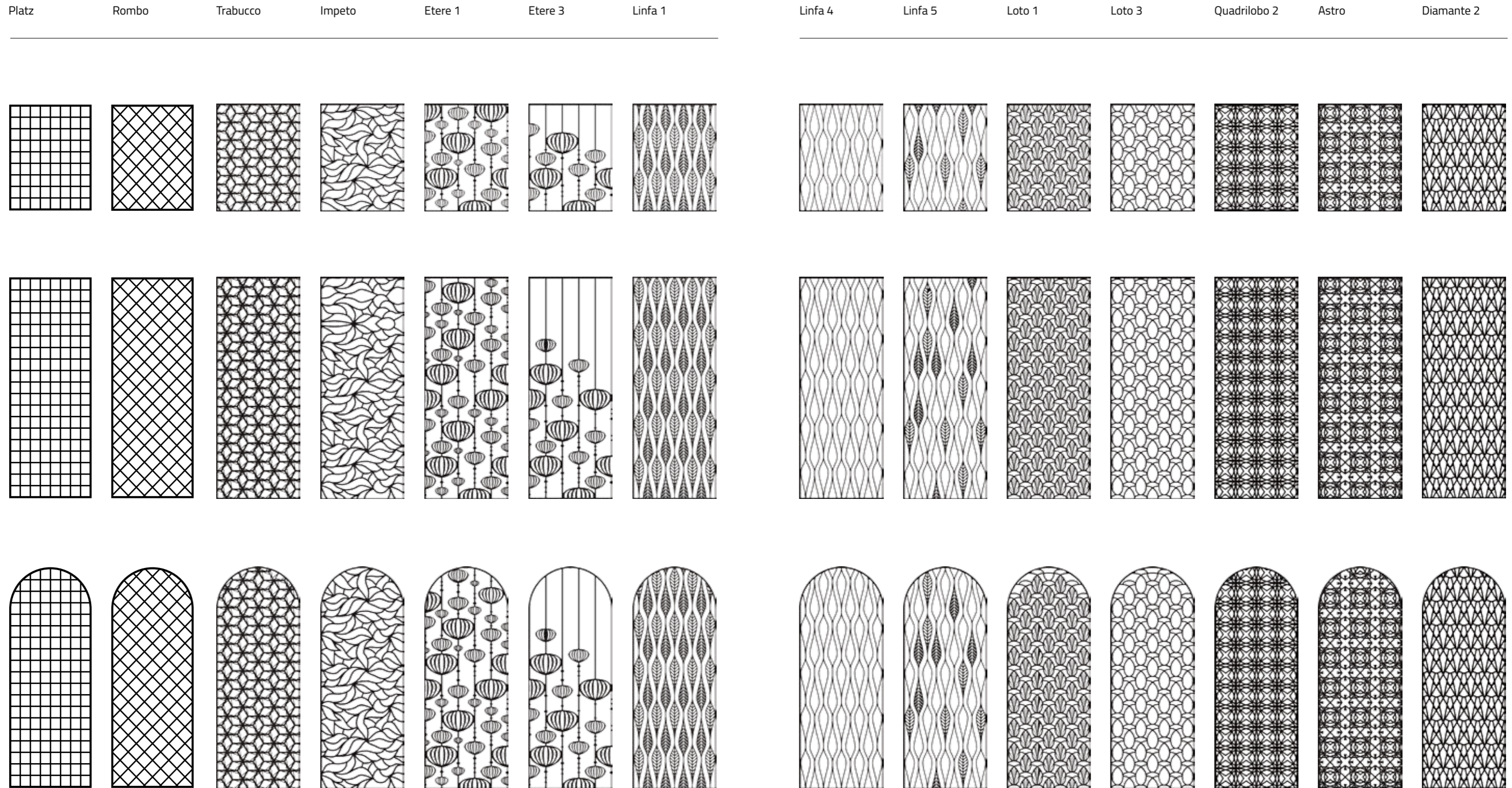



laccati / lacquered



● GRATE METALLICHE / METAL GRILLES

- Acciaio verniciato spess. 6 mm
- Acciaio inox spess. 4 mm
- Painted steel 6 mm
- Stainless steel 4 mm



● SPECIFICHE TECNICHE / TECHNICAL SPECS

ALLUMINIO VERNICIATO / SUBLIMATO LEGNO ALUMINIUM / SUBLIMATED WOOD

- spessori: 7 - 14 - 20 - 25 - 30 mm
 - supporto in MDF idrorepellente / POLI Mas
 - alluminio 12/10
 - verniciatura a polveri / sublimato legno
 - bilanciamento in alluminio 6/10
- thickness 7 - 14 - 20 - 25 - 30 mm
 - water-repellent MDF support
 - aluminium 12/10
 - powder coating / sublimated wood
 - balancing: aluminium 6/10

ACCIAIO PVC PVC STEEL

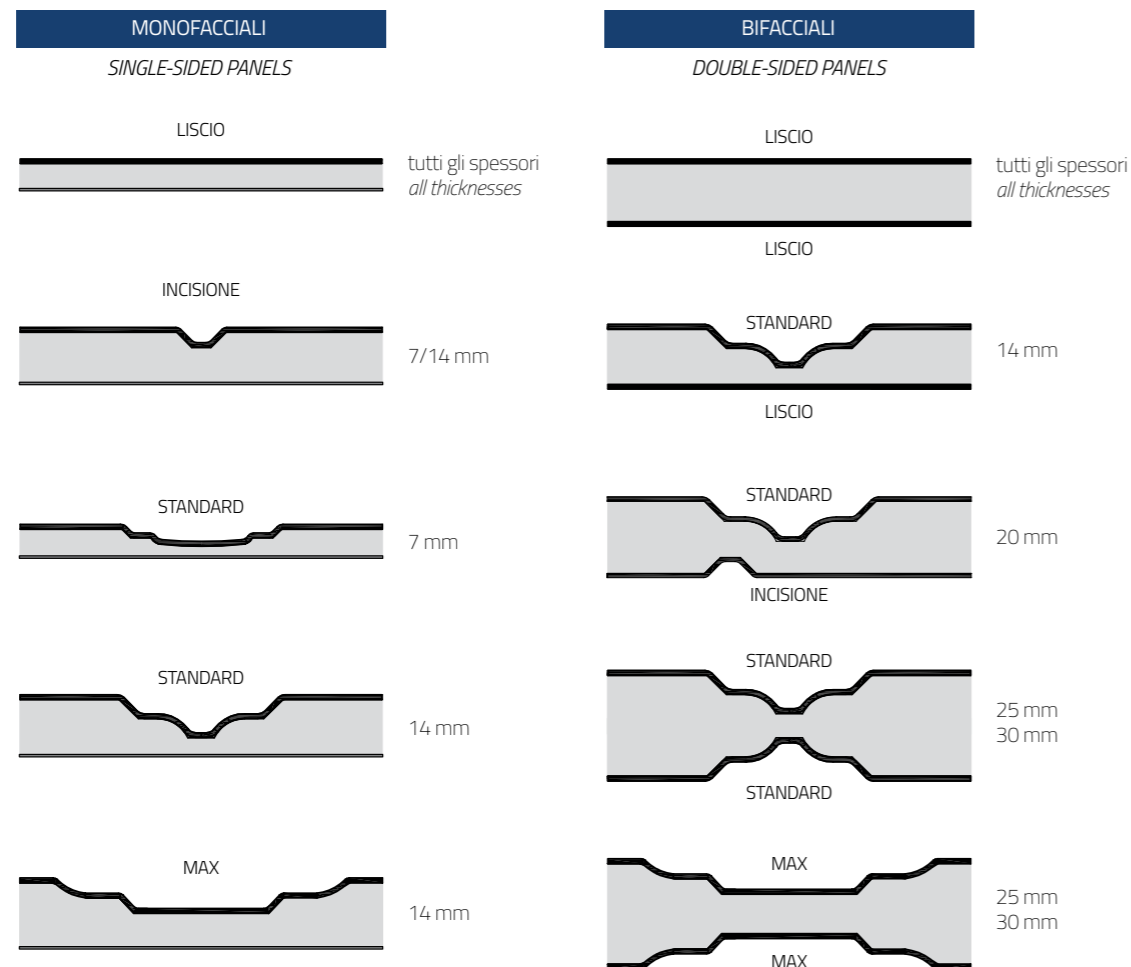
- spessori: 7 - 14 - 20 - 25 - 30 mm
 - supporto in MDF idrorepellente / PLS Mas
 - acciaio zincato 6/10 pellicolato con PVC
 - pellicola PVC
 - bilanciamento in alluminio 6/10
- thickness 7 - 14 - 20 - 25 - 30 mm
 - water-repellent mdf support
 - galvanized steel 6/10
 - powder coating
 - balancing: aluminium 6/10

ALLUMINIO PVC PVC ALUMINIUM

- spessori: 7 - 14 - 20 - 25 - 30 mm
 - supporto in MDF idrorepellente / POLI Mas
 - alluminio 12/10
 - pellicola PVC
 - bilanciamento in alluminio 6/10
- thickness 7 - 14 - 20 - 25 - 30 mm
 - water-repellent MDF support
 - aluminium 12/10
 - powder coating
 - balancing: aluminium 6/10

- A richiesta** realizzabile qualsiasi modello personalizzabile a disegno previa valutazione della fattibilità
- On demand** any customized production

spessori pannelli panel thicknesses






CERTIFICAZIONI / CERTIFICATIONS



UNIEN ISO 10077-2 Calcolo della Trasmittanza Termica

I valori di trasmittanza termica dei nostri pannelli sono stati calcolati presso la EXPERIMENTATIONS s.r.l., importante istituto che opera come società specializzata nel settore dei servizi innovativi per la diagnostica strutturale eseguendo rilievi, monitoraggi, ispezioni, elaborazioni dati, certificazioni di prodotti da costruzione e prove sperimentali, in situ ed in laboratorio.

Thermal transmission values of our panels have been calculated at the EXPERIMENTATIONS LTD, an important institution that specializes in the field of innovative services for the structural diagnostics by performing surveys, monitoring, inspections, data processing, certification of building products and experimental tests, in situ and in the laboratory.



13 سله



MAS